

# Range of Motion Hip Orthosis

*Manamed* **E** **HIP**  
**Z** **ice**



**MANAMED**

Part Number: EZHIP01B

# ManaEZ HIP Ice

## Features

- Quick Fitting
- Cold Compression
- Range of Motion Hinge
- Universally sized

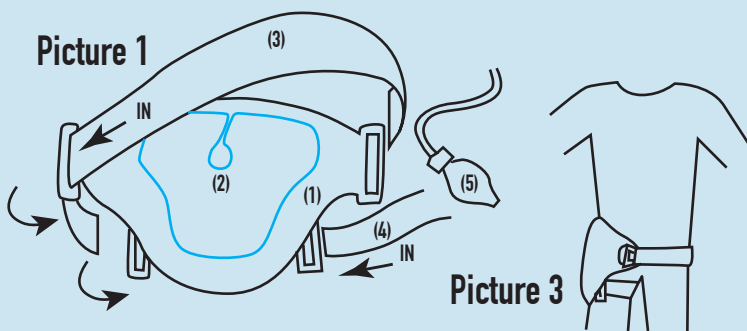
## Overview

ManaEZ Hip Ice from Manamed is a quick fitting, universal, hip range of motion orthosis.

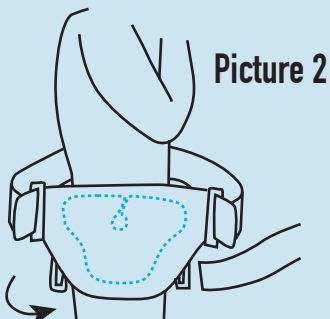
The brace includes range of motion hinges to allow for flexion and extension control. A quick inflation system that is easy to use, which can improve outcomes by managing pain and swelling. This hip brace also includes two high quality ice packs.




Picture 1



Picture 3



Picture 2



Picture 4

1. Check packaging first for (1) compressor (2) gel pack (3) top strap (4) bottom strap (5) pump with tube. (See Picture 1).
2. Adjust the hip hinge according to the range of motion prescribed by your physician or medical practitioner. Use a Hex screw from tool kit and unfasten screws (A) (B). And according to doctor's suggestion set the degree of the extension and flexion. Unfasten screws (C) to adjust abduction. Now you can adjust the abduction and adduction for best range of activity. Then fasten screw. (See picture 4).
2. Refrigerate gel pack at least 2 hours before usage.
3. Put gel pack on the compressor after refrigeration.
4. Connect the tube to the ON/OFF switch and turn switch to ON.
5. For Right (or Left) Hip, place the Hip support against your Right (or Left) Hip then hold in place while continuing.
6. Pull top strap through the buckles at top (from "IN" to "OUT") and adjust the strap to fit your waist (Right or Left) then attach the hook. (see Picture 2 and Picture 3).
7. Pull bottom strap through the buckles at bottom (from "IN" to "OUT") and adjust the strap to fit your thigh (Right or Left) then attach the hook. (see Picture 2 and Picture 3).
8. When turning ON/OFF switch, please hold it with one hand and turn it with the other hand to ensure the switch is on the appropriate position, then pump.
9. Release the pressure before taking it off and be sure to refrigerate the gel pack for next usage.

### Order information

Part Number: EZHIP01B

Size: Universal

### How to order

Email: [orders@manamed.net](mailto:orders@manamed.net), Fax: 888-508-0712, Call: 888-508-0712

5240 W Charleston Blvd.

Las Vegas NV 89146

[www.ManaMed.Net](http://www.ManaMed.Net)



MANAMED™